

# impact at a glance 2023-2024

Here is a snapshot of who we were, what we did, and the impact that we made during our 2023-24 fiscal year.

LEGEND:

OBI-WIDE

RESEARCH

DATA


COMMERCIALIZATION

\*Cumulative

## our impact

Audience Reached

**263,211**




Leverage

**\$118.5M**



Jobs Supported

**167**



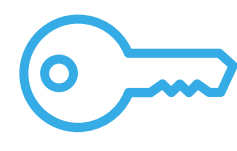
Publications

**130**



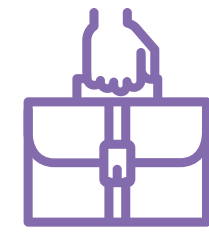
Data Requests\*

**582**



Intern Follow-on Employment\*

**80%**



Follow-on Investment Into Companies\*

**\$393.6M**



ROI of Portfolio Companies\*

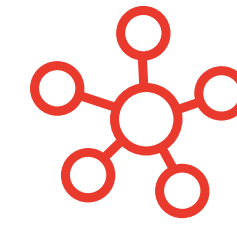
**26.7X**



## who we are

Partners

**52**



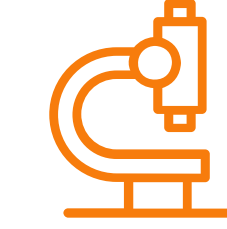
Highly Qualified Personnel

**287**



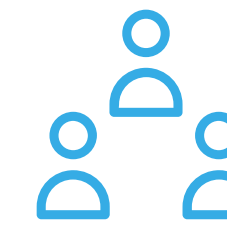
Researchers

**163**



Brain-CODE Users

**956**



Entrepreneurs\*

**94**



Interns\*

**183**




Portfolio Companies\*

**108**



Community Partners

**18**



## what we do


Events Supported

**58**



Clinical Trials

**17**



Participants With Data on Brain-CODE\*

**26,693**



Patients Supported

**2,814**



Intellectual Property Granted\*

**65**



Patient Partnership Activities

**14**



Knowledge Products

**24**



Products to Market\*

**26**

